



SPEAKING Storytelling

Wednesday

Directions: Look at the three pictures below. Tell a story about what is happening in the three pictures. Tell what happened first, what happened next, and then what happened last.



First,



they wait
for lunch.

Next,



Last,



SCORE



SPEAKING Storytelling

Wednesday


Directions: Look at the three pictures below. Tell a story about what is happening in the three pictures. Tell what happened first, what happened next, and then what happened last.

2


First,



Next,



Last,



SCORE

--

Wednesday

Name: _____

Match these phrases with the pictures.

1.

they play.

they wait for lunch.

they eat.

Rewrite the story:

First, they wait for lunch.

Next, they eat.

Last, they play.

2.

she watches TV.

she exercises.

she sleeps.

Rewrite the story:



SPEAKING Storytelling

Thursday

Directions: Look at the three pictures below. Tell a story about what is happening in the three pictures. Tell what happened first, what happened next, and then what happened last.

3


First,



Next,



Last,



SCORE



SPEAKING Storytelling

Thursday

Directions: Look at the three pictures below. Tell a story about what is happening in the three pictures. Tell what happened first, what happened next, and then what happened last.

4

First ,



Next ,



Last ,



SCORE

Thursday

Name: _____

Match these phrases with the pictures.

3

they are at school.

they get on the bus.

they are at the aquarium.

Rewrite the story:

4

the audience claps.

the girls dance.

the girls practice.

Rewrite the story:

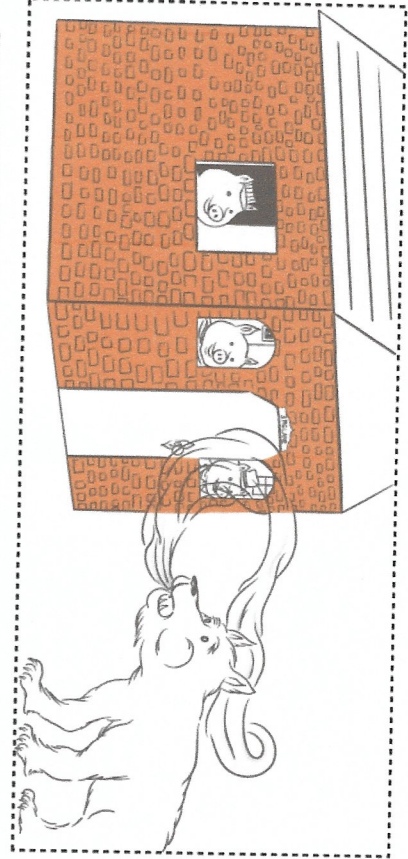
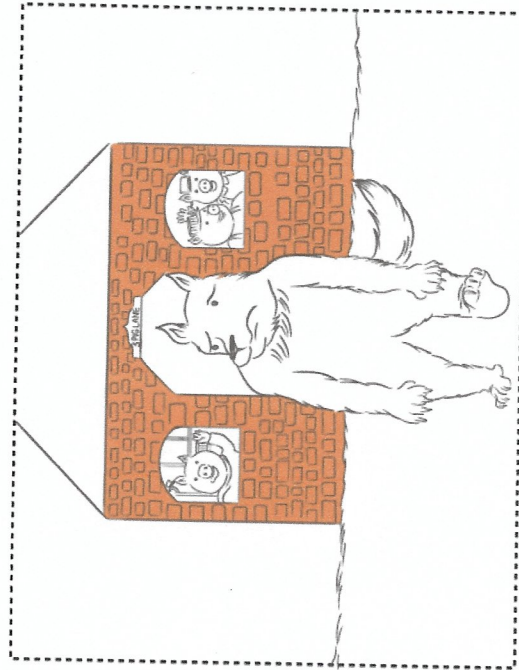

The 3 Little Pigs

Fairytale storyboard

Oh no! This story has gotten all mixed up. Can you put the scenes from this famous fairytale in the right order?

Bonus activity: Color in the little pigs and the big bad wolf!

cut and reorder



Friday

The 3 Little Pigs

First,

①

Next,

②

After that,

③

Then,

④

Last,

⑤

Friday

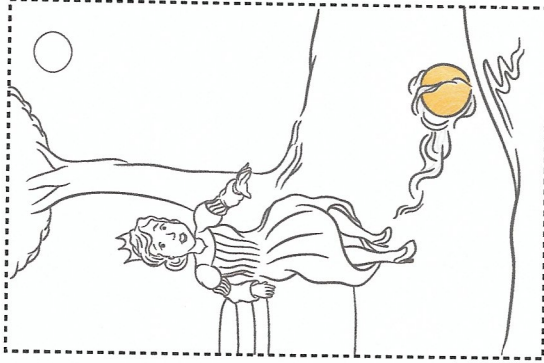

The Frog Prince

Fairytales storyboard

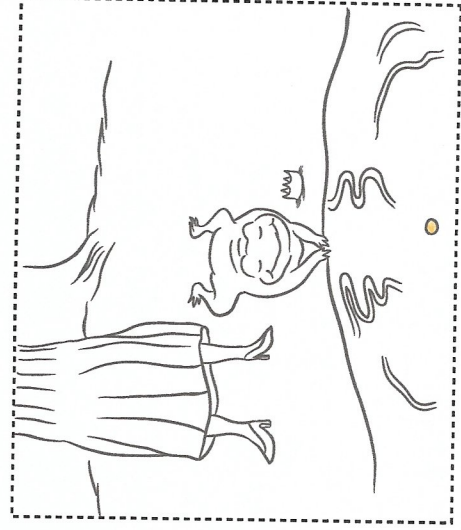
Oh no! This story has gotten all mixed up. Can you put the scenes from this famous fairytale in the right order?



Bonus activity: Color in the scenes with your favorite colors!



cut and reorder



Friday

The Frog Prince

First,

①

Then,

②

Next,

③

After that,

④

Then,

⑤

Next,

⑥

Finally,


⑦

Friday

Drawing the Story

#1

Ask an adult to read this story aloud to you. Then draw 3 pictures from the story in the correct order.



Tyler goes to karate class on Saturday afternoons. He likes learning karate moves and practicing with his friends during class. After class, Tyler and his dad go to the mall for ice cream. Tyler orders an ice cream sundae with sprinkles and a cherry on top. In the evening, Tyler's mom prepares dinner for the family. After dinner, Tyler helps clean up. Today is his turn to wash the dishes.



First

Next

Last

Friday

Drawing the Story

#2

Ask an adult to read this story aloud to you.

Then draw 3 pictures from the story in the correct order.



Jacob got up in the morning. He looked outside his window and everything was white.

It snowed! Jacob put on his jacket, gloves, and hat and ran out to play with

his friends. They built a giant snowman. Jacob found two tree branches to make

the snowman's arms. Later, they split up into two groups and had a snowball

fight. When Jacob got tired, he went home and drank a cup of hot chocolate

to warm up.

First

Next

Last

Friday

Friday



.....

What You Do In The Morning

.....



Write and draw a story about what you do every morning.

Beginning (1 sentence and drawing)

First,

Middle (3 sentences and drawings)

Then,



.....



Friday



Middle (continued)





Large empty rectangular box for writing.

Next,

Middle (continued)

Large empty rectangular box for writing.

After that,




Friday



End (1 sentence and drawing)

A large, empty rectangular box with a solid orange border, intended for a drawing.

Finally,

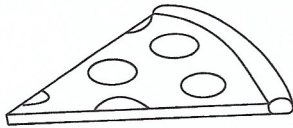


THE END!

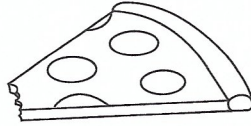


Name: _____

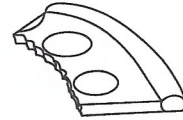
What happens next?





Write a 1 in the box that happens first.



Write a 2 in the box that happens second.



Write a 3 in the box that happens third.








Lower Grades

Name _____

First

Circle the first thing in each row.





Name _____










Second


Circle the second thing in each row.

1st



2nd



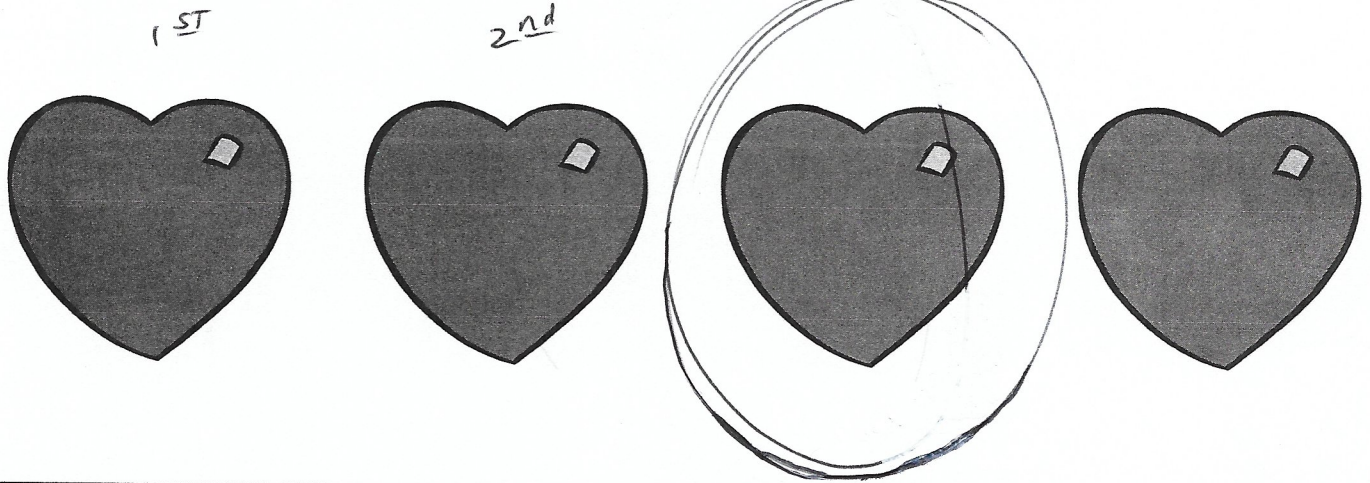




Name _____

Third

Circle the third thing in each row.



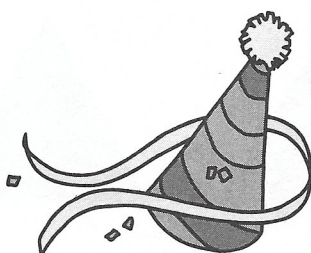





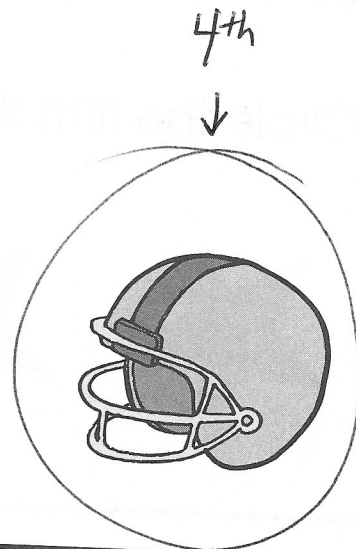
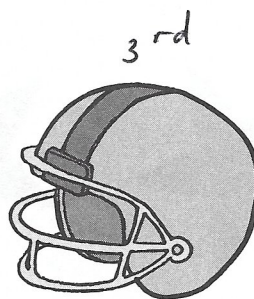
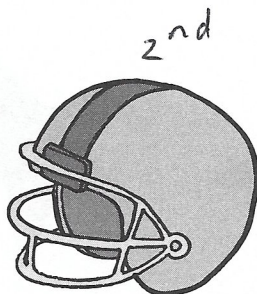
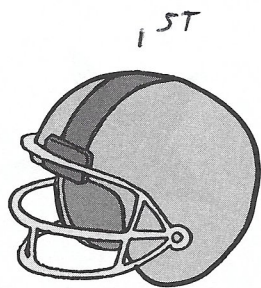




Name _____

Fourth

Circle the fourth thing in each row.




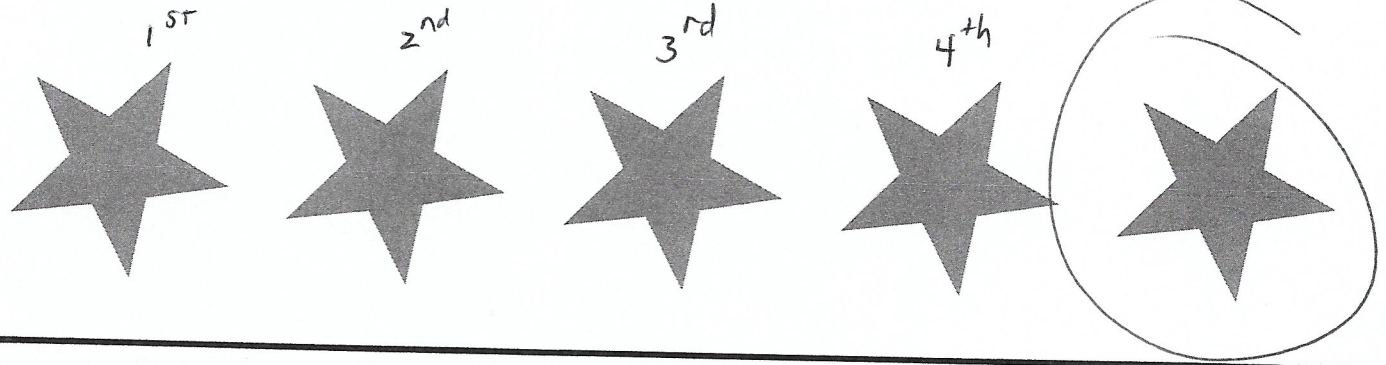




Name _____

Fifth


Circle the fifth thing in each row.



Name _____

Last

Circle the last thing in each row.



Draw a Story

Draw a picture in each square to tell a story. Draw what happens first, second and third. to go along with the picture shown fourth.

1st	2nd
3rd	4th 